

Equipment and Materials Identification List

—
Veterinary Science CDE

AMBUBAG



ANESTHETIC MACHINE




AUTOCLAVE



AUTOCLAVE TAPE INDICATOR

Autoclave Tape Indicator - 005




BACKHAUS TOWEL CLAMPS



BALLING GUN



BANDAGING MATERIAL - ELASTICON



BANDAGING MATERIAL - ROLL GAUZE



BANDAGING MATERIALS - VET WRAP



BANDS (CASTRATION OR DOCKING)




CAT BAG





CATCH POLE
(DOG SNARE)

CATHETER - BUTTERFLY



CATHETER - IV



CATHETER - TOMCAT URINARY



CENTRIFUGE



CHEMICAL INDICATOR STRIPS



COLD STERILE TRAY



DEHORNER - BARNES



DEHORNER - ELECTRIC



DENTAL FLOATS



DENTAL SCALER



DRENCH GUN - SMALL RUMINANT



EAR NOTCHER





ELASTRATOR

ELIZABETHAN COLLAR




EMASCULATORS

Emasculators



Description:

An emasculator is an instrument that has a broad surface and a cutting edge that is used in castrating livestock.



ENDOSCOPE



ENDOTRACHEAL TUBE

Endotracheal Tubes



Description:

An endotracheal tube is a tube that is inserted into the trachea to maintain an open airway to deliver oxygen.

FECAL LOOP

Fecal Loop



Description:

A fecal loop is a plastic loop with slotted ends designed for quick and easy fecal samples.

FECALYZERS



FEEDING TUBE FOR SMALL ANIMALS

Feeding Tube



Description:

A feeding tube is used for long term oral supplementation by administering liquefied food or nutrients into the stomach.

FORCEPS - ALLIGATOR



FORCEPS - ALLIS TISSUE

Forceps - Allis Tissue



Description:

Allis tissue forceps have interdigitating short teeth designed to grasp and hold tissue such as intestine and skin.

FORCEPS - BABCOCK TISSUE



FORCEPS - BROWN-ADSON THUMB

Forceps - Brown-Adson Thumb



Description:

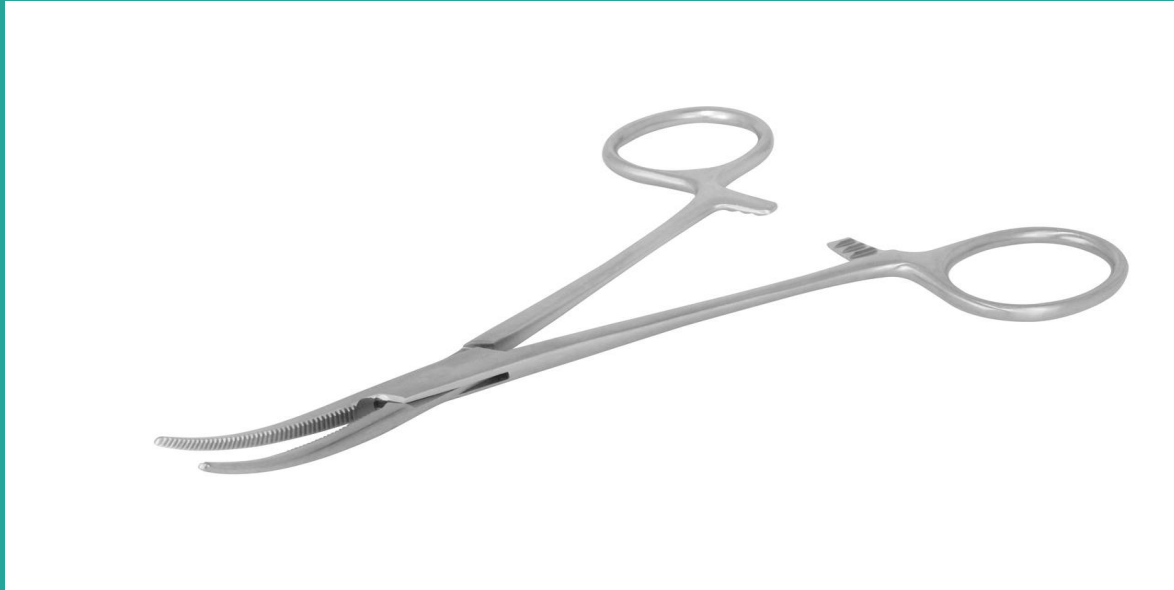
Brown-Adson thumb forceps are similar to Adson forceps, except these forceps are designed with fine teeth at the tips used for grasping delicate tissue.

FETAL EXTRACTOR - CALF

Fetal extractor (calf puller)




FORCEPS - CRILE



FORCEPS - KELLY

Forceps - Kelly



Description:

Kelly forceps have transverse grooves only on the distal half of the jaw on both sides designed to clamp off blood vessels or for blunt dissection.

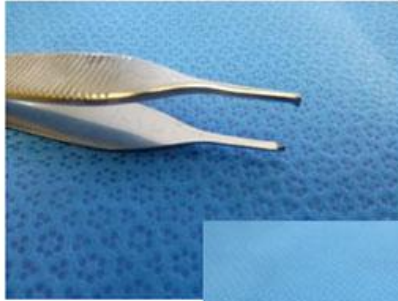


FORCEPS - HALSTEAD MOSQUITO HEMOSTATIC



FORCEPS - RAT TOOTH THUMB

Forceps - Rat Tooth Thumb



Description:

A rat tooth thumb forcep is defined by interdigitating teeth that can hold onto tissue such as skin without slipping.

GRAVITY FEEDER / J TUBE

Gravity Feeder



Description:

A gravity feeder uses gravity to move food down the feeder and fill the feed tray.

HEAD GATE



HOG SNARE

Hog Snare



Description:

A hog snare is placed onto a pig's mouth behind the incisors, the snare acts as halter and provides pressure to the snout in handling.

HOOF KNIFE

Hoof Knife



Description:

A hoof knife is used to trim the bars, scrape out the sole, and remove parts of the frog on a horse.

LAPAROSCOPE



LARYNGOSCOPES

Laryngoscope



Description:

A tubular endoscope that is inserted into the larynx through the mouth. It is used to observe the larynx or air way.

MUZZLE - BASKET



MUZZLE - NYLON



NEEDLE HOLDER - MAYO-HEGAR

Needle Holder - Mayo-Hegar



Description:

Mayo-Hegar needle holder is a lightweight needle driver with finger holes at the end of the handles and blades with cross-hatched faces to hold the needle while suturing tissue.

NEEDLE HOLDER - OLSEN-HEGAR

Needle Holder - Olsen - Hegar



Description:

An Olsen-Hegar needle holder is a needle holder combined with a cutting blade. They are used for driving the needle then cutting the suture without the need of changing instruments.

OBSTETRICAL CHAIN AND HANDLE

Obstetrical chain and handle



Description:

An obstetrical chain and handle is used for traction and to snare extremities during obstetrics in cattle and horses. The chain is designed with two loop links at each end that are placed on each leg 2 to 3 inches above the ankle joint. They then aid in pulling the calf or foal out gently.

OPHTHALMOSCOPE

Ophthalmoscope



Description:

An ophthalmoscope is an instrument used to view the interior of the eye, especially the retina.

OTOSCOPE

Otoscope



Description:

An otoscope is an instrument used for visual examination of the eardrum and passage of the outer ear.

PIG TOOTH NIPPERS

Pig tooth nippers



Description:

Pig tooth nippers are a single-handed, scissor type tool used to nip off the needle teeth of baby pigs.

RADIOLOGY PERSONAL PROTECTIVE EQUIPMENT

Personnel Protection



- Leaded eye glasses protect the lens of the eye from scatter radiation.
- The dosimeter in veterinary clinics is worn attached to the thyroid collar outside the apron.
- The thyroid collar must cover the thyroid (wide enough and long enough).
- The leaded apron must have a shoulder strap either tied or Velcro.
- The apron must also be secured at the waist.
- The gloves must cover the hands during the radiation exposure.

RECTAL PROLAPSE RING - SWINE



RUMEN MAGNET

Rumen magnet



Description:

A rumen magnet is used to prevent Hardware Disease in cattle by attracting stray metal from the folds of the rumen and reticulum.

SCALPEL BLADE

Scalpel Blade



Description:

A scalpel blade can be either disposable or reusable. It is characterized as a small, straight knife used in surgical operations or dissections.

SCALPEL HANDLE

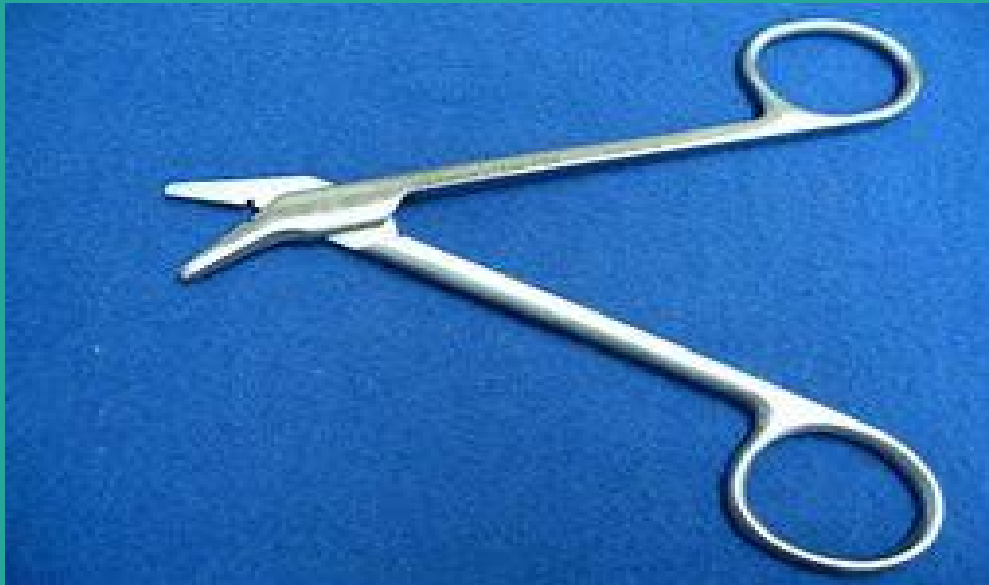
Scalpel Handle



Description:

A scalpel handle is designed to hold the blades firmly during the surgical procedure.

SCISSORS - SUTURE WIRE CUTTING



SCISSORS - BANDAGE

Scissors - Bandage



Description:

Bandage scissors have a blunt point on one blade that aids in slipping under the bandage and cutting the bandage without cutting the patient.

SCISSORS -
LISTER
BANDAGE



SCISSORS - LITTAUER SUTURE REMOVAL

Scissors – Littauer Suture Removal



Description:

Littauer suture removal scissors are used to cut all types of skin sutures except wire.

SCISSORS - MAYO DISSECTING

Scissors – Mayo Dissecting

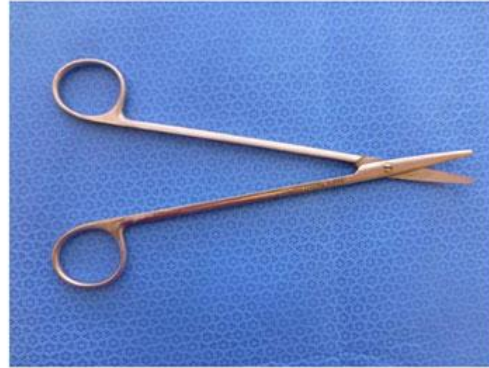


Description:

Mayo dissecting scissors are heavy scissors used to cut dense connective tissue.

SCISSORS - METZENBAUM DISSECTING

Scissors – Metzenbaum Dissecting



Description:

Metzenbaum dissecting scissors are used for cutting delicate tissue such as fat.

SILVER NITRATE STICKS



SMALL ANIMAL OXYGEN CAGE

Small Animal Oxygen Cage

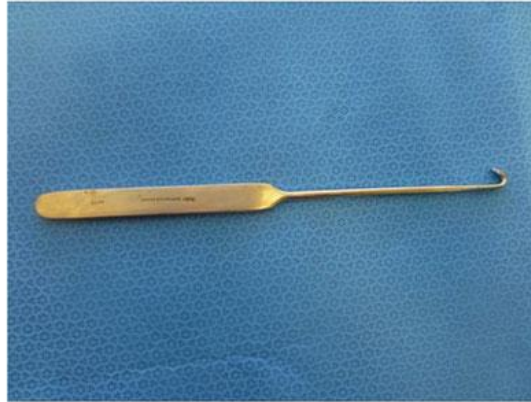
Description:

Small animal oxygen cage is used in the stabilization of small animals such as dogs and cats by minimizing handling while continuously administering oxygen.



SNOOK OVARIOHYSTERECTOMY HOOK

Snook Ovariohysterectomy Hook



Description:

A snook ovariohysterectomy hook is a surgical instrument with a curved, button tip used to retrieve the horn of the uterus during a ovariohysterectomy in dogs and cats.

SPECULUM - LARGE ANIMAL ORAL

- Use the twitch with this.
- Used to observe the oral cavity
- Designed for “floating of teeth”



SPECULUM - SMALL ANIMAL ORAL



Used to observe oral cavity

SPECULUM - VAGINAL



Used for diagnostic examinations and other procedures.

SQUEEZE CHUTE

Squeeze chute



Description:

A squeeze chute where the sides of the chute can be moved inwards to squeeze by a lever and restrain the animal from moving.

STAPLE REMOVER

Staple Remover



Description:

A staple remover is designed to provide quick and easy removal of skin staples.

STETHOSCOPE

Stethoscope




Description:

A stethoscope is a medical instrument used to listen to the sounds produced by the body. The sounds are sent to the ears through a rubber tubing connected to a piece placed on the area being examined.

SURGICAL DRAPES

Surgical drapes



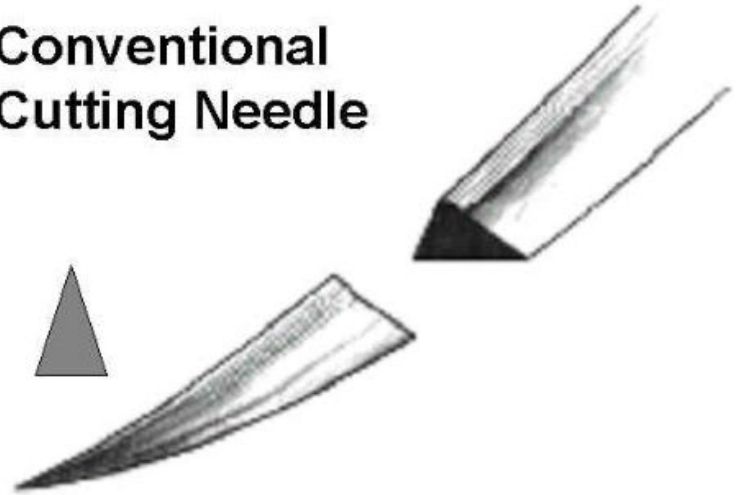
Description:

Surgical drapes are used to ensure a barrier between surgical field and possible contamination.

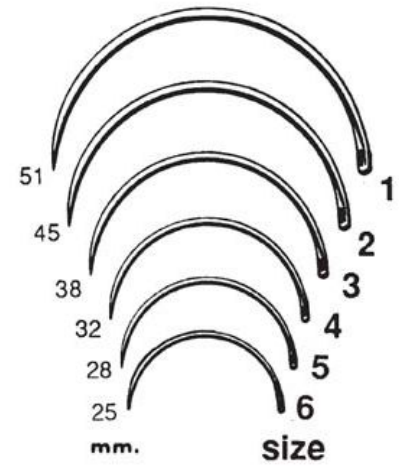
SUTURE NEEDLE - CUTTING

These types of **suturing needles** are used for general closure of skin, subcutaneous tissue, etc, and are sometimes used for ophthalmic and plastic surgery. The point of the needle is triangular and contains a cutting edge.

Conventional
Cutting Needle



SUTURE NEEDLE - TAPER



Tapered suturing needles are also called a round bodied needles due to their shape and blunt point. Each one is tapered and doesn't have a cutting edge; therefore, it is generally used for closing soft tissue such as gastrointestinal, vascular, fascia, and other soft tissue found below the skin's surface.

SYRINGE - AUTOMATIC, MULTI-DOSE

Syringe - automatic, multi-dose



Description:

A multi-dose syringe can contain more than one dose of medication at a time. Often used for vaccinations.

TATTOOING INSTRUMENTS - SMALL AND LARGE

Tattooing Instrument



Small animal

Description:

Used as a way to permanently identify your livestock as a backup to ear tagging.

Large animal



TONOMETER

an instrument for measuring tension or pressure, especially intraocular pressure.



TOURNIQUET

Tourniquet



Description:

A tourniquet is a device used to check bleeding by temporarily stopping the flow of blood through a large artery of a limb.

TROCAR AND CANNULA

Trocar is put into the cannula and then inserted into the abdominal cavity for laparoscopy.



TWITCH CHAIN



Definition:

A chain twitch consists of a chain loop attached to a wooden handle, used to restrain horses.

TWITCH HUMANE

Used for restraining animals

